


# The Ultimate Prepper's Guide to Knots: Master the Essential Knots for Survival and Beyond

Knots are essential for any prepper. They can be used to build shelters, tie down gear, and even catch food. But with so many different knots to choose from, it can be hard to know which ones are the most important. That's where this guide comes in.



## Prepper's Guide to Knots: The 100 Most Useful Tying Techniques for Surviving any Disaster (Preppers)

by Scott Finazzo

★★★★☆ 4.3 out of 5

Language : English  
File size : 59430 KB  
Text-to-Speech : Enabled  
Screen Reader : Supported  
Enhanced typesetting : Enabled  
Word Wise : Enabled  
Print length : 196 pages  
Lending : Enabled



We'll teach you the 20 essential knots that every prepper should know, with clear instructions and detailed illustrations. You'll also learn how to tie these knots quickly and efficiently, even under pressure. So whether you're a seasoned prepper or just getting started, this guide is for you.

## The 20 Essential Knots

1. **Square Knot:** The square knot is one of the most basic and versatile knots. It can be used to tie two ropes together, secure a rope to a post, or make a loop in a rope.
2. **Bowline Knot:** The bowline knot is a strong and secure knot that is perfect for tying a rope to a ring or pole. It is also a good knot for making a loop that will not slip.
3. **Clove Hitch:** The clove hitch is a simple and effective knot for tying a rope to a post or stake. It is also a good knot for securing a rope to a boat or other object.
4. **Sheet Bend:** The sheet bend is a strong and secure knot for tying two ropes of different sizes together. It is often used to attach a smaller rope to a larger rope, such as when attaching a guy line to a tent.
5. **Taught-Line Hitch:** The taught-line hitch is a versatile knot that can be used to secure a rope to a post or stake, or to tension a rope. It is a good knot for use in situations where you need to be able to adjust the tension on the rope quickly.
6. **Timber Hitch:** The timber hitch is a strong and secure knot for tying a rope to a log or other large object. It is often used to move logs or other heavy objects.
7. **Rolling Hitch:** The rolling hitch is a simple and effective knot for tying a rope to a cylinder, such as a pipe or a pole. It is a good knot for use in situations where you need to be able to adjust the position of the rope quickly.
8. **Trucker's Hitch:** The trucker's hitch is a strong and secure knot for tying down a load on a truck or trailer. It is a good knot for use in

situations where you need to be able to release the load quickly.

9. **Bowline on a Bight:** The bowline on a bight is a versatile knot that can be used to make a loop in a rope, or to tie a rope to a ring or pole. It is a good knot for use in situations where you need to be able to adjust the size of the loop quickly.
10. **Figure-Eight Knot:** The figure-eight knot is a strong and secure knot that is perfect for tying a rope to itself. It is also a good knot for making a loop that will not slip.
11. **Sheet Bend Double:** The sheet bend double is a strong and secure knot for tying two ropes of different sizes together. It is often used to attach a smaller rope to a larger rope, such as when attaching a guy line to a tent.
12. **Two Half Hitches:** Two half hitches is a simple and effective knot for tying a rope to a post or stake. It is also a good knot for securing a rope to a boat or other object.
13. **Cleat Hitch:** The cleat hitch is a strong and secure knot for tying a rope to a cleat. It is often used to secure a boat to a dock or to tie down a load on a truck or trailer.
14. **Butterfly Knot:** The butterfly knot is a simple and effective knot for tying two ropes of equal size together. It is often used to make a loop in a rope, or to tie a rope to a ring or pole.
15. **Surgeon's Knot:** The surgeon's knot is a strong and secure knot that is perfect for tying a rope to itself. It is also a good knot for making a loop that will not slip.

16. **Fisherman's Knot:** The fisherman's knot is a strong and secure knot that is perfect for tying a hook to a fishing line. It is also a good knot for tying two ropes of equal size together.
17. **Double Fisherman's Knot:** The double fisherman's knot is a strong and secure knot that is perfect for tying a hook to a fishing line. It is also a good knot for tying two ropes of equal size together.
18. **Improved Clinch Knot:** The improved clinch knot is a strong and secure knot that is perfect for tying a hook to a fishing line. It is also a good knot for tying two ropes of equal size together.
19. **Uni Knot:** The uni knot is a strong and secure knot that is perfect for tying a hook to a fishing line. It is also a good knot for tying two ropes of equal size together.

## How to Tie the Essential Knots

Now that you know the 20 essential knots that every prepper should know, it's time to learn how to tie them. We've included detailed instructions for each knot, with clear illustrations to help you along the way.


To learn how to tie a knot, follow these steps:

1. **Read the instructions carefully.** Make sure you understand each step before you start tying the knot.
2. **Gather your materials.** You will need a rope and a post or stake to practice on.
3. **Start tying the knot.** Follow the instructions carefully, and refer to the illustrations if you need help.

4. **Practice the knot until you can tie it quickly and efficiently.** The more you practice, the better you will become at tying the knot.

Knots are an essential part of any prepper's toolkit. They can be used for a variety of tasks, from building shelters to tying down gear. By learning the essential knots and how to tie them, you will be better prepared for any survival situation.

We hope this guide has been helpful. If you have any questions, please feel free to contact us. Stay safe and prepared!




## Prepper's Guide to Knots: The 100 Most Useful Tying Techniques for Surviving any Disaster (Preppers)

by Scott Finazzo

★★★★☆ 4.3 out of 5

Language : English  
File size : 59430 KB  
Text-to-Speech : Enabled  
Screen Reader : Supported  
Enhanced typesetting : Enabled  
Word Wise : Enabled  
Print length : 196 pages  
Lending : Enabled





## One Man's Story of What It Meant to be Pj

In the tapestry of life, where triumphs and tribulations intertwine, the human spirit often emerges as a beacon of resilience and determination. The book,...



## Pattern Theory in Video Keno: Unveiling the Art of Pattern Recognition for Winning Strategies

Embark on an enlightening journey into the enigmatic world of video keno, where strategic prowess meets the power of pattern recognition. Discover how the groundbreaking...